

IMPROVEMENT OF VOICE ALARM SYSTEMS IN UNDERGROUND STATIONS

Luis Gomez Agustina. gomezagl@lsbu.ac.uk Acoustics Group, London South Bank University, UK, MIOA

1 INTRODUCTION

Voice Alarm systems (VA) are an essential part of subsurface underground station emergency and evacuation systems. Their main purpose is to assist in the management of emergency situations and evacuation procedures by providing key verbal instructions to the occupants. However these life-critical systems will be ineffective and even counter-productive if the speech messages broadcast are unintelligible.

The 1987 Kings Cross underground station disaster and more recently the July 2005 bombings on London Underground (LU), raised the awareness of the importance an effective VA system for a safe and efficient evacuation procedure^{1,2}. However following recent research³ appears that more can be done to improve VA system performance and therefore contribute to safer underground stations.

Currently in many London underground stations and particularly on subsurface platforms, the announcements broadcast by the VA system are still not adequately intelligible and often do not reach the minimum specified performance target. This lack of performance could become a contributor in the development of a major disaster.

An increasing demand for improved acoustic performance of VA systems in underground stations should not only seek to provide audible and intelligible vital instructions during an emergency. It should also aim at assisting passenger flows and providing necessary travel/passenger information with a high degree of clarity and acoustic comfort thus conveying an increased sense of well being and expected quality in the service provided.

The process of designing and implementing satisfactory VA systems for underground stations is complex and depends on multiple interrelated factors, station design and operational constraints.

The system performance directly relates to its electro-acoustic characteristics as well as the space where it is installed. Underground stations often present complex geometrical and architectural features which severely challenge the achievement of the desired performance.

Awareness of the design environment and understanding of acoustic concepts, testing and modeling techniques can greatly assist the design to minimise the effect of inevitable external limiting factors and practical constraints.

Despite the importance of VA systems in mass transit systems, there is very little research reported in the literature providing relevant knowledge, particularly in the context of real world underground spaces. Experimental data and practical design knowledge is not released by companies responsible for the design, installation and maintenance of VA systems. Moreover it was found that contractual or custom performance specifications are often not suitably set out which can lead to ineffective designs.

The research³ outlined in this paper provides an insight into the practical aspects of electro-acoustic design of VA systems under real conditions found in underground stations. It also presents specific knowledge relevant to improved design and performance, and gives practical design guidance and recommendations.

The paper also encourages through critical analysis to reflect on the current underrated importance of VA systems in underground stations. It suggests that attitudes should be changed and proposes technical specification changes with the ultimate aim of ensuring improved system performance to contribute to safe emergency procedures.

The research results, knowledge and insights presented in this paper were obtained from practical experience in numerous test sessions and designs undertaken in real stations.

2 VA SYSTEMS ON UNDERGROUND PLATFORMS

This section provides specific background knowledge on VA systems, underground station characteristics and design and performance considerations which will help to contextualize the subsequent sections.

2.1 Voice Alarm systems

Within London Underground, Public Address systems (PA) installed in subsurface stations are classed as Voice Alarm systems since they are an integral part of the station's fire alarm and emergency evacuation system. VA systems in that environment form the communication element of the statutory requirements under Fire Precautions Sub-Surface Railway Stations Regulations 1989. VA systems were first introduced in LU subsurface platforms in 1991 after recommendations made⁴ after Kings Cross underground station fire.

Over ground stations do not require fire alarm evacuation systems thus sound systems installed on these stations are classed as PA systems.

The last part of a VA system, named as the electro-acoustic transmission section, comprises three elements: the loudspeaker array (sources), the room space (acoustic transmission channel) and the listener (receiver) (figure 1). It is in this last section of the chain where the performance of the whole system is delivered (perceived at the listener's ears or measured at a microphone).

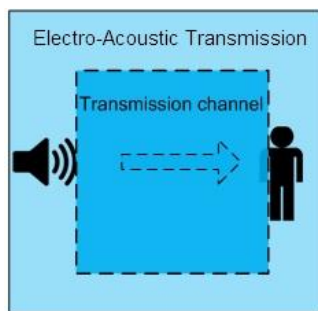


Figure 1. Electro-acoustic transmission section diagram (left) and example of an actual electro-acoustic transmission channel on an underground platform (right).

The main function of a VA system in a space is to deliver and convey speech messages which can be satisfactorily understood by the occupants (i.e. staff and passengers) particularly in the case of an emergency. Speech intelligibility is the most important performance requirement in attaining the purposes of VA systems in underground stations and is the central performance parameter of this study.

The potential degrading factors from the input, signal processing and amplification sections are mostly of an electronic nature including electrical noise, non-linear distortions and limited bandwidth. The control and mitigation of the electronic degrading factors of the first three sections is relatively simple to attain. However speech signal degradation in the electro-acoustic transmission section is more difficult to control and reduce. Consequently this section of the VA system is often the most critical and challenging for achieving satisfactory speech intelligibility performance particularly in complex and acoustically difficult spaces such as underground stations.

This paper focuses on the electro-acoustic section of the VA system. For the purpose of analysis, it is assumed that listeners share the same first language as the announcer, the hearing ability of receivers is normal and all the sections before the electro-acoustic section operate in optimal conditions. However, it should be noted that 23% of Londoners aged 16-34, and 40% of all adult Londoners have a first language other than English^{5,6}. Furthermore, in 2010 over 25,000 people

were registered as deaf or hard of hearing in Greater London⁷ and it is predicted that in the next 20 years the number of Londoners who are over 65 will increase by 33%⁸.

2.2 Underground station platform characteristics

Subsurface platforms are normally the most challenging subsurface circulation space for quality sound reproduction in underground stations.

The majority of subsurface platforms are enclosed spaces of straight shape containing a single passenger platform and railway track. They are characterised by a large volume (3000m^3 - 4000m^3) of a disproportional shape in which the length (120-140m) is many times the height (~5m) and width (~6m) (figure 2). Deep platform stations are subsurface platforms which run typically at 20m below surface.

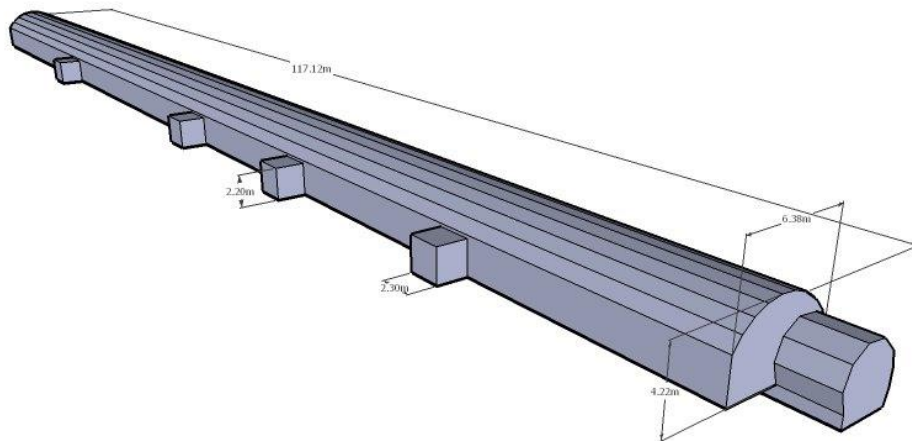


Figure 2. Main dimensions of typical London Underground subsurface station platform

This extreme shape prevents the sound field from being diffuse when it is created from a single source⁹. Duct acoustic theory is not applicable due to the platform's large dimensions relative to the acoustic wavelengths of interest. The acoustic field in a platform excited by a single sound source is very different to the more complex field created by a multisource arrangement as it is the case of VA loudspeaker distributed systems. This fact is central in the potential design and performance prediction approaches to be employed

Platform spaces contains opening areas connecting the main volume to other spaces such as other platforms, concourses, train tunnel and ventilation outlets. Depending on the type and cross sectional size, these interconnecting apertures can act as an area of effective acoustic absorption, create local coupling effects and/or convey background noise from remote areas.

Surface materials in these platforms are acoustically characterised by being large, flat, smooth, hard and highly reflective. These boundaries tend to contain no furniture or other large fixtures. These surface qualities promote the formation of standing waves, echoes, highly reverberant sound fields, increase of background noise and the unobstructed travel of sound down the platform length (figure 3).

The long and characteristic reverberation of platforms equipped with VA systems is caused by the platform's large volume, the prominence of highly reflective surfaces and numerous other sources (loudspeakers) at a distance from a given receiver.

The cross section of the volume approximates to a semi-circle. Walls and ceilings are typically concave surfaces which have the potential to cause undesired focusing effects (figure 3).

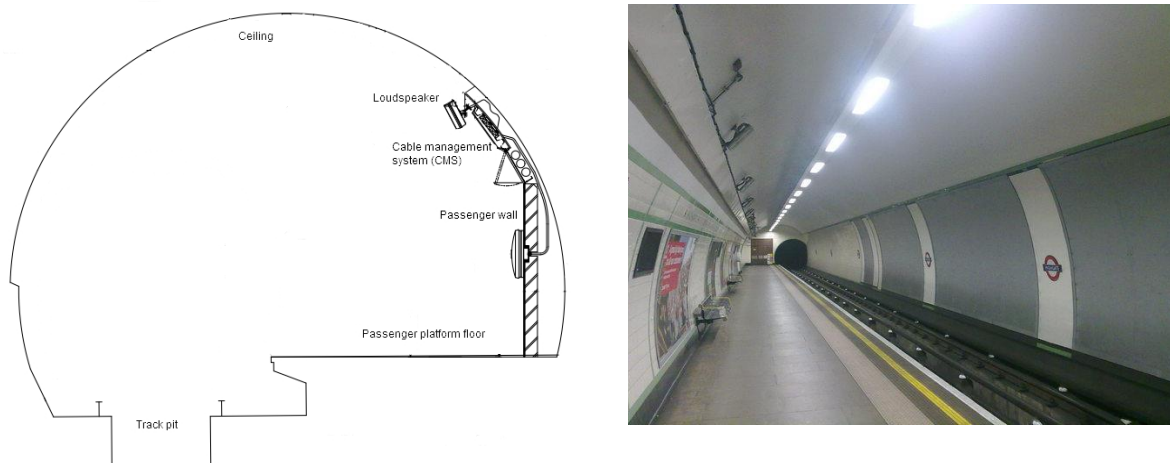


Figure 3 London Underground station subsurface platform cross section representation (left) and corresponding actual platform space.

Noise levels on the platforms can vary substantially depending on the noise sources active at the time. Typical noise levels ($L_{Aeq,5min}$) on deep platforms are as follows: unoccupied platform 50 - 55dBA, rush hour occupied platform 70-75dBA; with train arriving/leaving during rush hours 80-85dBA.

2.3 Contributing factors to platform VA speech intelligibility

The intelligibility performance of an underground platform VA system is a relatively complex phenomenon and depends on multiple interrelated factors and parameters.

The fundamental parameters affecting speech intelligibility in the electro acoustic section are the room reverberation characteristics and speech signal to noise ratio (SSNR) experienced at the listener position. They are directly determined in different measure by the interrelated factors and parameters listed below.

- Volume and shape of the space
- Sound absorption and scattering of surfaces
- Background noise temporal and spectral characteristics
- Loudspeaker-receiver distance
- Loudspeaker and receiver directivity
- Loudspeaker non-linear distortions
- Frequency response / tonality balance of the transmission channel

2.4 Measures of speech intelligibility in VA design and assessment

Of all the objective metrics for predicting speech intelligibility developed in the last century (AI, %ALcons, SII, SIL, STI), the speech transmission index¹⁰ (STI) has established itself globally as the most advanced, reliable and versatile method for the assessment of speech intelligibility from sound systems. This metric has been under constant improvement and has been incorporated in various international standards and codes of practice^{11,12,13,14,15}.

The RASTI method is a simplification of the full STI created in 1979 which provided a faster and therefore more practical way to obtain the STI rating in human to human communications. It was incorporated in an international standard¹⁶ and a handheld meter was developed. However, due to its apparent convenience, its use quickly expanded to many other applications beyond its intended scope. It was later shown that its capabilities for PA / VA applications were unreliable^{17,18}. In the latest revision of the STI standard¹¹ the RASTI method is finally declared obsolete and not fit for use for PA/VA assessments.

Another condensed metric (STIPA) was later derived and standardised¹⁹ from the original STI method aiming at providing a fast but reliable and robust determination of the STI rating from PA/VA systems. Due to its reliability and convenience in the field, STIPA has been globally accepted as the de-facto industry standard metric for the objective and direct assessment of PA/VA speech transmission quality.

Schroeder²⁰ showed that the modulation transfer function needed for the calculation of the STI could be derived from the impulse response of a linear passive system. This alternative method allowed the determination of the STI from measured or computer simulated impulse responses of electro-acoustic transmission channels.

Each of the well accepted speech intelligibility methods has a measurement scale. In an attempt to relate the methods in a useful way and provide a means to convert the values from each scale, the common intelligibility scale (CIS) was developed²¹ and incorporated in an international standard⁸. Similar to the STI, the CIS is a numeral indicator with an associated scale between 0 and 1 where perfect intelligibility is indicated by 1 and total unintelligibility by 0.

2.5 Other factors affecting VA design and performance

In order to achieve a satisfactory performance from VA systems in underground stations, it is also necessary that the project management and the design team understand the particular design environment, strategic and logistic constraints, practical limiting factors and interactions in the design and implementation processes.

VA systems are only a part of the complete station design which includes provision and maintenance for a range of other essential equipment and services. The management of the design, installation and maintenance of all those services involves complex coordination of numerous trades and subcontractor companies. This challenging task is affected by strict time and cost constraints resulting in strategic prioritisation and design compromises.

In the design of VA systems it is essential that there is constant liaison with other trades working in the station design in order to manage and minimise the impact of conflicting objectives.

Compliance with other station operational requirements becomes a significant constrain in the design and testing. These constrains typically include limited site accessibility, minimum test duration, test conditions, installation, maintenance, health and safety regulations, material/equipment certification, cost, aesthetics and heritage restrictions.

3 PREVIOUS RESEARCH

A significant amount of research has been undertaken into the sound field of long enclosures generated by a single source.

Although this knowledge has laid the basis for more complex cases, findings and derived guidelines from those studies are not suitable or directly applicable for the case of an underground station platform incorporating an array of distributed directional sources (VA system).

There is only a limited amount of research reported concerning the electro-acoustic design and performance of multi-source sound systems (e.g. PA/VA) in underground spaces.

Only three authors have reported acoustic and/or speech intelligibility related experimental measurements in underground platforms equipped with multi source systems^{22,23,24}. Of those only one provided data from a real size London Underground subsurface platform; however the data provided was very limited in detail and scope.

This shortage of relevant research and experimental data in the literature could be interpreted as a lack of research interest in this life-critical subject.

The limited research on acoustics of underground platforms equipped with multisource VA systems has mostly been concerned with the development of mathematical prediction algorithms based on single source theory²⁵⁻²⁹. Pioneering design guidelines were produced based on the prediction tools developed at the time. However these early studies and models were based on simplifying assumptions, did not take into account real world conditions and provided limited analytical and design capabilities. The value of these works for industrial applications is restricted since the tools and knowledge created are not readily available, have not been extensively tested or further

developed and cannot provide the level of accuracy and modeling flexibility required in real world station VA designs.

There is therefore a need to develop applied research and knowledge into different aspects involved in the design, testing, optimization and performance of real world VA systems in underground spaces.

4 GUIDANCE ON UNDERGROUND VA SYSTEMS

This section presents a summary review of the applicable standards and operators' performance specifications relevant to the electro-acoustic section of subsurface VA systems. The sequence of presentation is, as far as possible, historical combined with the author's perceived order of relative relevance.

4.1 Legislation and standards

In the UK except for subsurface underground stations¹ there is no legislation defining the requirements for the use, specification and performance compliance of PA or VA systems. However national and European standards exist, which provide detailed codes of practice and recommendations on an extensive range of aspects of sound systems applications including PA/VA. These standards do not explicitly indicate when a system is required. For instance the need for a voice alarm system is normally determined by the relevant building licensing authorities or on completion of a risk assessment by the owner³⁰.

Relevant standards in the PA and VA industry are often adopted as reference and/or guidance for compliance purposes. They are occasionally used for litigation or court cases. A list of all the relevant standards commonly used in UK underground station VA design is provided below.

- Fire Precautions (Sub-Surface Railway Stations) Regulations 1989 (2009)
- Railway safety principles and guidance Part 2 (2005)
- BS 5839-8 : 2008 (2013) Detection and Fire Alarm Systems for Buildings – Part 8: Code of practice for the design, installation, commissioning and maintenance of voice alarm systems
- BS EN 60849:1998 Sound systems for emergency purposes
- BS EN 60268: 2003 (2011) Sound system equipment. Objective rating of speech intelligibility by speech transmission index
- BS 6259:1997 Code of practice for the design, planning, installation, testing and maintenance of sound systems
- BS EN ISO 9921:2003 Ergonomics- Assessment of speech communication
- BS EN 54-16: 2008 Fire detection and fire alarm systems. Voice alarm control and indicating equipment
- BS EN 54-24: 2008 Fire detection and fire alarm systems - Part 24: Components of voice alarm systems – Loudspeakers

4.2 Operator performance specifications

Railway companies, operators and/or suppliers, normally publish their own sets of technical and performance specifications. These are used for self reference and as contractual guidelines for compliance for the duration of projects. These documents are written using guidance from relevant standards and from practical experience.

For example in the case of London Underground, its Chief Engineer's Directorate published in 2004 a standard entitled *Public Address systems on Sub-surface railway system*³¹, which defined the minimum technical and performance requirements for the VA systems installed in LU subsurface stations. The parts of the document concerning electro-acoustic performance are based on requirements stipulated in the Fire Precautions (Sub-Surface Railway Stations) Regulations 1989, BS 6259:1997, BS EN 60849:1998 and BS 5839-8:1998. The document stipulates that VA systems should be designed to those three British standards and sets out performance specifications for supplier or partner companies working on behalf of LU.

In 2011 the document was revised to a new version entitled *Operational Information systems*³² which removed relevant measurement and design details but kept the minimum acoustic and intelligibility performance specifications as well as compliance requirements to the same standards. Two important additions in the revised guidance have been the requirement to undertake risk assessments in areas where minimum speech intelligibility cannot be achieved and the provision of a subjective speech intelligibility assessment procedure for the cases when objective measurements are not possible.

A LU supplier company responsible for the renovation and maintenance works of communications systems including VA, produced in 2005 its own document providing electro-acoustic design principles and performance specifications. This standard provided a re-definition, interpretation and expansion of the details and requirements of the 2004 parent document³¹ produced by LU. This detailed document provided complementary measurement and performance requirements based on the same relevant British standards as the parent document plus BS EN 60268-16:2003. The document was used in turn as a reference to be followed by sub-contractor companies. The performance parameter requirements as stipulated in the above companies' standards for subsurface VA systems are summarised in table 1.

| Parameter | Performance requirement |
|----------------------------------|---|
| SNR | 10 dBA |
| Max SPL | 90 dBA |
| Direct sound Coverage uniformity | ±2dBA over 90% area |
| STI (CIS) | ≥ 0.5 (≥ 0.7) |
| Frequency Response | ±2dB (250Hz-6kHz) and level difference between adjacent 1/3 octave bands ≤ 5dB (100Hz to 10kHz) |

Table 1. Performance parameters requirements for subsurface VA systems.

5 FINDINGS AND DISCUSSION

This section presents a summary of the findings of the recent study of the electro-acoustic design of VA systems for underground stations, plus a critical review of the relevant standards and guidance informed by those findings.

5.1 Electro-acoustic design

Commercial computer simulation programs are currently the most suitable and reliable prediction tool for the design of deep platform VA systems³. However, performing systematic acoustic surveys and acoustic computer simulations for each station PA zone can be costly and time consuming. Many platform and circulation spaces tend to have similar geometrical, architectural and environmental noise characteristics. Validated design templates based on previous surveys, computer simulation results and experience could provide a reliable and cost-efficient way to deliver VA design for qualifying spaces.

In the design of the electro-acoustic transmission part of VA systems and without the option of introducing acoustic treatment, factors relative to the loudspeaker configuration become the only controllable design variables available to overcome the inherent acoustic difficulties of the space and achieve the required system performance. However even those variables can be severely constrained by practical installation and maintenance priorities (e.g. cabling routes, vandalism protection, accessibility, aesthetics, heritage issues, cost).

Loudspeakers commissioned to be used in London underground stations must satisfy strict minimum performance specifications for optimal speech reproduction, safety, fire and dust ingress resistance, aesthetics and other mechanical and installation requirements. Those requirements limit the selection of loudspeakers commercially available.

Moreover the loudspeaker configuration options are limited to a conventional design approach for long and highly reverberant spaces. This effective approach involves the installation of an array of low-powered and rather directional loudspeakers along the platform length, all equally spaced and connected in parallel without signal delay (Figure 4).




Figure 4. Conventional VA loudspeaker configuration options shown on a computer simulated underground platform

Using validated computer simulations it was shown that variations of the conventional configuration involving different loudspeaker positions, aim and density did not affect the reverberation in the platform space.

Furthermore, slight variations of the loudspeaker array configuration including different types of wide dispersion loudspeaker, aim and speaker density did not significantly increase the STI.

Assuming an optimal loudspeaker configuration under the constraints expounded above, the main degrading factors to platform VA speech intelligibility are reduced to background noise and reverberation. Background noise is, under normal conditions, dominated by occupancy noise or by distant background noise sources when the platform has minimum occupancy. If those noise levels are overcome by an adequate announcement signal level (ensured in practice by a dynamic gain system), then the only degrading and limiting factor to speech intelligibility is the platform reverberation effects.

From a large set of design predictions and actual measurements it was found that speech intelligibility from conventional distributed VA systems on deep platforms is limited to the maximum achievable (typically 0.40 - 0.45 STI) in the dominating reverberation condition. Only drastic approaches such as significantly reducing the loudspeaker-receiver distance and the use of highly directional loudspeakers were able to achieve the specified performance target (0.53 and 0.50 STI respectively) in design predictions. Those configurations would present the added economic benefit that they would reduce the amplifier power requirement by a factor of 6 and 4 respectively. However they would involve the reduction of the coverage uniformity, perceived sound quality and aesthetics.

From measurements it was also observed that metal panels forming the ceiling cladding in some deep platforms act as diaphragmatic sound absorbers (figure 5). The significant reverberation reduction (1.0s -1.5s) observed on clad platforms at low and mid frequencies (125Hz-500Hz) resulted in measured STI scores being typically 0.05 higher than on similar platforms with bare ceilings (figure 5).




Figure 5. Station platform featuring metal panel cladding on the ceiling (left) and bare ceiling (right)

A study on the effectiveness of the application of acoustic absorption treatment on deep platforms showed that these spaces are highly sensitive to variations in sound absorption. This fact makes the application of acoustic treatment the most effective solution to reduce reverberation and therefore enable platform VA systems to achieve the specified 0.5 STI target.

A minimum 6% of platform surface area (155m²) of an 30mm thick LU approved acoustic treatment would be required to be applied to a ceiling strip along the platform length to achieve the required minimum STI score (0.5 STI) at an estimated total cost of £30K. A surface treatment coverage of 12% (310m²) (Figure 6) of the same material would enable the system to reach 0.55 STI at an estimated total cost of £55K.

The platform end walls (Figure 6) were shown to be a highly effective and efficient complementary treatment location to increase the STI score, by reducing general reverberation and strong late reflections. Furthermore, the introduction of acoustic treatment on platform areas would provide the added benefit of reducing background noise.

However, until recently, the use of acoustic treatment in the design of underground stations has been discouraged due to cost constraints and installation and maintenance difficulties.

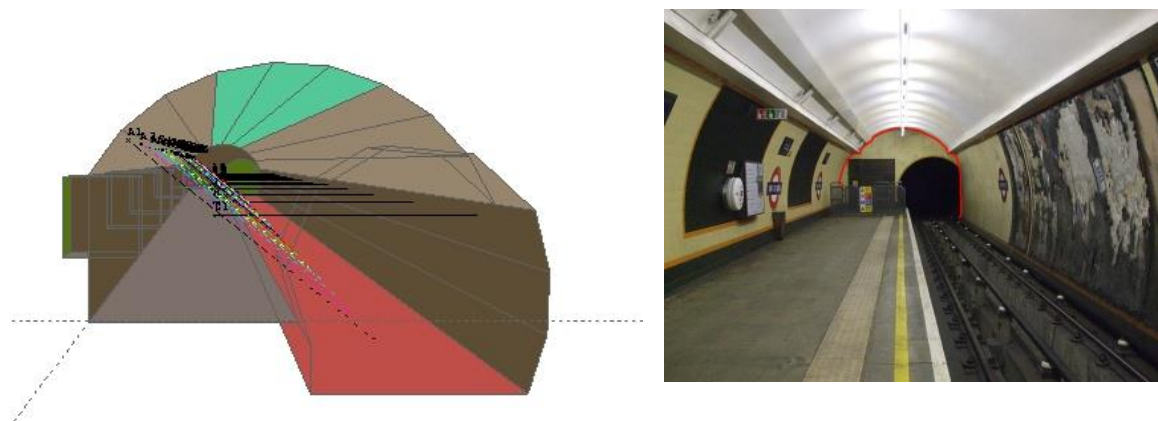


Figure 6. Left: Acoustic simulation showing the position and coverage of three strips of acoustic treatment in a deep platform. Right: Platform end wall and tunnel opening.

Recent research work by the author³³ has showed that assuming temperature and humidity conditions to be constant and/or negligible in the electro-acoustic design of platform VA systems can lead to performance prediction errors of up to 0.06 STI which could become critical in marginal compliance situations.

5.2 Standards and guidance

The interrelation among performance parameters and the influence of non electro-acoustic factors such as operational and system integration constraints make the establishment of clear, suitable and well balanced performance specifications a crucial task for the design of effective and efficient VA systems.

From a critical review of the relevant standards and guidance (see section 4) available to the station VA designer it appears that information is not well harmonised and interconnected among the different standards. Information is frequently generic, overlaps with different levels of detail and guidance is occasionally not applicable. The standards provide only limited guidance on specific aspects of the electro-acoustic design such as survey and test methodologies.

In addition it was found that operators and supplier performance specifications are too generic, imbalanced and occasionally unsuitable.

These specifications requiring generic compliance with standards cater for different purposes and areas of application. Attempting to meet all performance requirements as laid out in suppliers performance specifications and applicable standards can be conflicting across documents, prove unattainable and counter-productive.

The specification of a minimum sound pressure level (SPL) of at least 10dBA above the average inherent background noise on subsurface platforms at the time of an announcement, is not a truly indicative ratio of effective audibility to achieve acceptable speech intelligibility since the signal measured at the receiver positions will be mostly comprised by degrading reverberant sound and background noise.

On the other hand, the required operational maximum SPL level (90dBA) could be insufficient to overcome occupancy noise levels under emergency conditions (for example, crowd panic and emergency fans); hence the announcement might become inaudible and unintelligible.

Predicted uniformity of the direct field level coverage is not indicative of potential speech intelligibility or suitable to calculate useful SSNR, since the direct field becomes swamped by the reverberant field in realistic situations. If knowledge of useful SPL sound coverage is needed for the strategic placement of loudspeakers, the author proposes that a direct plus early reflections level (*DERL*) coverage parameter would be a more relevant and realistic design indicator of useful sound energy coverage.

DERL can be defined as the SPL (dB) resultant from the useful speech energy registered at the receiver during the time window comprising the direct sound arrival and the subsequent 50ms of early reflections. From the impulse response this parameter could be calculated as expressed in Eq 1.

$$DERL = 10 * \log_{10} \left[\int_0^{50} p^2(t) dt \right] \quad (dB) \quad \text{Eq.1}$$

where p^2 is the square of the instantaneous sound pressure of the impulse response and t is time.

It is implied from the standards and guidance that subsurface VA systems are to be designed to provide satisfactory performance for the worst case scenarios^{30,31,32}. This currently concerns speech intelligibility predictions (STI) involving a combination of maximum possible reverberation and representative rush hour occupancy noise levels (Figure 7). This scenario is simulated by synthetically adding representative occupancy noise (rush hour) levels to the intelligibility predictions (STI) undertaken for maximum reverberation^{2,30}. However this combination of conditions cannot exist in reality as the maximum reverberation occurs when the platform presents minimum occupancy, therefore this scenario is not representative of a real life situations

Also it is important to note that occupancy background noise levels under normal traffic conditions including rush hours, may not be representative of emergency situations.




Figure 7. Examples of different occupancy density on deep platforms

Current research is being conducted by the author to determine the multiple effects and their interrelations of different levels of occupancy on platform VA performance. This study will include occupancy effects under a range of simulated emergency scenarios.

Most of the relevant standards and companies' performance specifications only mention fire and emergency evacuation as the intended applications of VA systems. However many other types of life-threatening incidents and emergencies can occur in indoor spaces and equally require the assistance of VA systems (e.g. major accident, failure of power or air supply, entrapment, false alarm panic, stampede, terrorist attack, station kidnap/hostage situation).

6 RECOMMENDATIONS

This section presents a set of recommendations aimed at improving the electro-acoustic performance of VA in underground stations. Recommendations are provided in three categories: design, operators specifications and guidance.

6.1 Design

- A direct plus early reflections field level (*DERL*) coverage indicator is a more relevant and realistic indicator of useful energy coverage than direct field coverage uniformity.
- The design predictions should cater for the most likely worst emergency scenarios including effects caused by different levels of occupancy (Figure 8) and other expected background noise sources (e.g. emergency ventilation fans).
- Temperature and humidity factors should be taken into account in design predictions.
- Acoustic absorption treatment should be provided in all key subsurface circulation spaces where achievable speech intelligibility is limited by long reverberation (e.g. deep platforms, concourses).



Figure 8. Minimum (left) and crowded (right) occupancy conditions on deep platforms.

If acoustic absorption treatment it is not a design option, other less effective measures could be taken to improve speech intelligibility, these include:

- a. Using functional and decorative furniture/hardware/art work/ rough textured concrete/ rough textured artistic walls to increase the sound scattering properties of surfaces to help decrease reverberation.
- b. Redesigning existing platform billboards (Figure 8) ceiling and cable management metallic paneling as well as signage to act as tuned diaphragmatic and/or micro-perforated cavity sound absorbers.
- c. Positioning loudspeakers as close to passengers' head level as possible (e.g. loudspeaker integration into cable management box panels or into acoustic treatment).
- d. Consideration of limiting the low frequency response of the system. This measure will prevent long low frequency reverberation, diminish upwards masking, avoid the inefficient low frequency reproduction zone of the loudspeakers' response and save significant amplification power requirements. However, although this measure can improve the perceived speech intelligibility, it can also reduce the naturalness of the announcement broadcast particularly of male speech.
- e. Activation of selected loudspeakers during broadcast relative to occupancy spatial distribution (passenger presence detection (Figure 8)).

6.2 Operator specifications

- Performance specifications should be reviewed to produce tailored, detailed, updated and balanced requirements taking into account practical constraints and design experience.
- Rationalising of referred standards and generic compliance involved.
- Revising the definition of signal to noise ratio for minimum audibility.
- Specification of the minimum intelligibility performance as a qualification band as recommended in the latest STI standard¹¹.
- An announcement intelligibility spot check (assessed by a STIPA meter) should be incorporated as part of the station integrity daily routine checks.
- The scope of applications of VA systems should be widened to a more diverse range of potential emergencies and incidents than just fire and evacuation.
- Provision of specific and carefully balanced requirements for other interrelated VA performance parameters such as total harmonic distortion (THD), inter modulation distortion, coverage uniformity, frequency response range, frequency response flatness and maximum SPL.
- Provision of detailed test methodology of performance parameters (including STIPA) specific for the environment, and requirements for relevant instrumentation, test equipment and operator competency.
- Stipulation that VA intelligibility should be assessed under the worst expected conditions including realistic combinations of reverberation and background noise.
- Specification of a maximum broadcast signal level higher than 90dBA to ensure minimum audibility in noisy and high occupancy emergency situations.
- Any mention of RASTI as a metric of predicted speech intelligibility should be removed.

6.3 Standards

- Harmonisation and rationalization of information and guidance among relevant national and international standards.
- Broadening the scope of application of VA systems in the relevant standards to a more diverse range of potential emergencies and incidents other than fire and evacuation.
- Provision of recommended levels of total harmonic distortion (THD), inter modulation distortion, coverage uniformity, frequency response, frequency response flatness and maximum SPL from VA systems at the listeners plane.
- Suggestion of a maximum broadcast signal level aimed at noisy and high occupancy emergency situations.

- VA systems should be designed considering the worst expected conditions combining levels of ambient noise and also reverberation.
- Consideration the effects of different occupancy levels on absorption, scattering, speech signal level, temperature and humidity and therefore on VA performance parameters.
- Harmonisation and certification standardisation of STIPA instrumentation.
- Suggestion of a process to demonstrate reliability and /or accuracy of design predictions.

7 PROPOSAL FOR RAISING PERFORMANCE SPECIFICATION AND A NEW STANDARD

Underground railway transportation is the most effective and efficient mass transportation means in large cities. Many underground railway stations are currently being built, extended or renovated around the world. However underground stations are highly vulnerable and at high risk of attacks and other incidents which can develop into major disasters.

Overcrowding and the confined space of old subsurface stations (e.g. on the London Underground) would increase the severity of a major incident (Figure 9). In most types of emergency situations, the VA system will be the only means of mass communication between the emergency services and the users.



Figure 9. Underground stations exhibiting crowded conditions

Current guidance and specifications (see sections 4.1 and 4.2) have provisions to relax minimum performance specifications to accommodate for the inherent difficult acoustics of the spaces. In the author's opinion this relaxation should not be contemplated for VA systems particularly those installed in high risk spaces (e.g. subsurface station platforms).

Recognizing the critical importance of the VA systems to public safety in those spaces should prompt decision makers to raise the current minimum specification. The compliance to stricter specification then should drive the stipulation for provision of mitigating measures (e.g. acoustic treatment) to achieve the raised performance.

The potential life saving and economical benefits provided by an effective VA system in case of an emergency in underground spaces should outweigh arguments of the high cost of mitigating measures. Hence it is recommended by the author to raise the current minimum speech intelligibility requirement for subsurface circulation spaces to qualification band E (0.56 - 0.6 STI)⁷. The previous minimum STI performance requirement in surface stations areas was 0.6. Currently this requirement is relaxed to 0.5 or lower to minimise environmental noise nuisance. The proposed requirement aims to ensure adequate intelligibility and compensate for the following additional difficulties of users in an emergency situation:

- unfamiliarity with the emergency messages (pre-recorded and/or live)
- stress caused to listeners by an emergency situation which may reduce their hearing ability and concentration
- reduced message comprehension by normal hearing non-native listeners, elderly and hearing impaired users⁷.

In order to facilitate satisfactory performance of life critical VA systems in subsurface underground stations, it is suggested that there is a need for the creation of a new Code of Practice, possibly in the form of a British Standard specific for those complex and high risk environments.

The new Code would consolidate relevant existing guidance, address the concerns and recommendations discussed above and incorporate advice from the relevant industry so as to form a stand-alone and pioneering guidance document which could be also used outside the UK.

The drafting of the Code would also take into account practical, economic, logistical and strategic considerations so that compliance is feasible in all emergency situations.

A possible title is: “*Code of practice for designing, specifying, maintaining, installing and operating Voice Alarm systems in Underground Stations*”

8 CONCLUSIONS

The vital role of VA systems in subsurface stations is currently underrated. A VA system loses its intended life-saving purpose if it is unintelligible and may even become counterproductive in an emergency. Therefore it is essential that improved VA system performance is prioritised by the decision makers when a station is being designed or refurbished.

Research has shown that speech intelligibility from VA systems on platforms is practically limited to a maximum achievable by the dominating reverberation condition and minor changes in the loudspeaker configuration to improve performance are ineffective.

The introduction of acoustic absorption treatment is the only effective and efficient solution to enable VA systems to achieve the performance required under practical design constraints. Other benefits derived from the introduction of acoustic absorption on reverberant platforms include the reduction of background noise and enhancement of user perception of safety, quality and comfort.

As subsurface stations are highly vulnerable and at high risk of attacks and diverse types of incidents which could lead to major disasters, particularly in crowded and confined conditions, it is not appropriate that economic considerations prevail and allow substandard VA performance.

Current performance specifications and guidance documents are often ambiguous, incomplete and occasionally unsuitably defined. It is recommended that they are revised and consolidated with a view to balancing specifications based on relevant guidance, research and practical experience.

Raising the current predicted intelligibility specification to band E, and the creation of a new, dedicated, Code of Practice for VA systems on subsurface underground stations, are two initiatives proposed to achieve improved performance.

Further applied research is also needed to develop versatile test methodologies, robust design procedures and predictions.

9 REFERENCES

1. The Fire Precautions (Sub-surface Railway Stations) Regulations 1989, HMSO, Edinburgh Press. (1989)
2. BS 5839-8 : 2008, Fire Detection and Fire Alarm Systems for Buildings – Part 8: Code of practice for the design, installation, commissioning and maintenance of voice alarm systems, BSI. (2008).
3. L. Gomez-Agustina., Design and optimisation of voice alarm systems for underground stations, PhD edn, London South Bank University, London, UK. (2012).

Reproduced Sound 2013. Proceedings of the Institute of Acoustics

4. D. Fennel., Investigation into the King's Cross Underground Fire, Department of Transport, London.UK.(1998).
5. L. Spence., A profile of Londoners by language. An analysis of labour force survey data on first language, Greater London Authority, London, UK. (2006).
6. D. Luddy., The world in one city, Regional Language Network London, UK. (2008).
7. National Health Service, Number of registered Deaf or Hard of Hearing by age group, The Information Centre, NHS, UK. (2011).
8. London higher, London's Population. Available at: <http://www.londonhigher.ac.uk/population.html> [accessed on 16/08/2012]. (2011).
9. J.Kang., The unsuitability of the classic room acoustical theory in long enclosures, *Architectural Science Review*, vol. 39, no. 2, pp. 89-94.(1996).
10. H. J. M. Steeneken and T. Houtgast, A physical method for measuring speech transmission quality. *J. Acoust. Soc. Am.* 67, 318–326. (1980).
11. BS EN 60268-16 :2011, Sound system equipment - Objective rating of speech intelligibility by speech transmission index, BSI. (2011).
12. BS EN 60849 :1998, Sound systems for emergency purposes, BSI. (1998).
13. BS EN ISO 9921 :2003, Ergonomics- Assessment of speech communication. BSI. (2003).
14. BS 6259 :1997, Code of practice for the design, planning, installation, testing and maintenance of sound systems, BSI (1997).
15. NFPA 72 National Fire Alarm and Signalling Code, National Fire Protection Association, MA,USA, 3rd Ed. (2013).
16. IEC 268-16:1988, Sound system equipment. Part 16: The objective rating of speech intelligibility in auditoria by the RASTI method, IEC.(1988).
17. P. Mapp., Limitations of Speech Intelligibility Methods, 133rd Meeting ASA, Pennsylvania, USA. (1997).
18. P. Mapp., Limitations of Current Sound System Intelligibility Verification Techniques, AES 113th Convention, Los Angeles, USA. (2002).
19. BS EN 60268-16 :2003, Sound system equipment - Objective rating of speech intelligibility by speech transmission index, BSI. (2003).
20. M.R. Schroeder., Modulation transfer functions: definition and measurement, *Acustica*, vol. 49, no. 3, pp. 179-182. (1981).
21. P.W. Barnett and A.D. Knight., The Common Intelligibility Scale, *Proc. IOA*, Vol. 17, Part 7. (1995).
22. P.W. Barnett., Acoustics of underground platforms, *Proc. IOA*, vol. 16, pp. 433-433.(1994)
23. R.J. Orłowski., Underground station scale modelling for speech intelligibility prediction, *Proc. IOA*, vol. 16, pp. 167-167. (1994).
24. J.Kang., Scale Modelling for Improving the Speech Intelligibility from Multiple Loudspeakers in Long Enclosures by Architectural Acoustic Treatments, *Acta Acustica*, vol. 84, no. 4, pp. 689-700. (1998).
25. J.Kang., A method for predicting acoustic indices in long enclosures, *Applied Acoustics*, vol. 51, no. 2, pp. 169-180. (1997)
26. J.Kang., Scale Modelling for Improving the Speech Intelligibility from Multiple Loudspeakers in Long Enclosures by Architectural Acoustic Treatments, *Acta Acustica*, vol. 84, no. 4, pp. 689-700. (1998).
27. J. Kang., Acoustics in long enclosures with multiple sources, *JASA*, vol. 99, pp. 985. (1996).
28. L. Yang and B. Shield., Development of a ray tracing computer model for the prediction of the sound field in long enclosures, *JASA*, vol. 229, no. 1, pp. 133-146. (2000).
29. L. Yang and B. Shield., The prediction of speech intelligibility in underground stations of rectangular cross section, *JASA*, vol. 109, no. 1, pp. 266-273. (2001).
30. BS 5839-8 : 2013, Fire Detection and Fire Alarm Systems for Buildings – Part 8: Code of practice for the design, installation, commissioning and maintenance of voice alarm systems, BSI. (2013).
31. London Underground, Public Address systems on Sub-surface railway systems, SCS-ST-0008. (2004).
32. London Underground, Operational information systems, Cat 1-142. (2011).
33. L. Gomez-Agustina, S. Dance and B. Shield., The effects of air temperature and humidity on the acoustic design of voice alarm systems on underground stations, *Applied Acoustics*, vol. 76, pp. 262-273. (2014).